

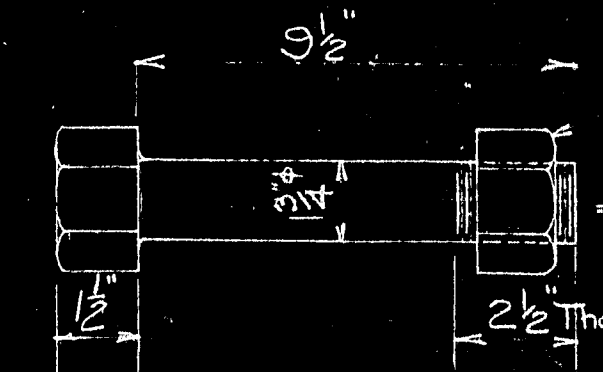
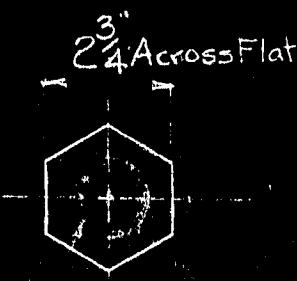
NOTES

- Grind face of bosses smooth.
- Ends of band to be straight and smooth.
- Inside surface of band to be ground smooth and free from all burrs and irregularities.


END VIEW

BR150-2A - CABLE BAND

Steel Casting - A.S.T.M. Spec. A27-39, Class B1, Full Anneal or equal.



Std. 1 1/2" Semi-finished Hex Nuts - 23 A1F



BR150-2B - CABLE BAND BOLT

- Tensile Strength - 95,000 *a
- Yield Point - Min. - 65,000 *a
- Elong. in 2' - Min. - 21%
- Red. in Area - Min. - 45%
- Bend Test: 2 material - 180° D-IIT 180° (d=t)

NOTE

One tension and one bending test, using old 2 specimens, shall be made from each lot of fifty (50) bolts. Tests of full size bolts shall also be made when required by the Engineer, and shall meet the requirements of the specifications for tensile strength and yield point, based on the cross sectional area at the root of the threads. In the case of failure to meet the specified requirements, additional specimens, as required by the Engineer, shall be selected and tested, and the entire lot of bolts from which test bolts were selected, will be rejected if the tests are not satisfactory to the Engineer.

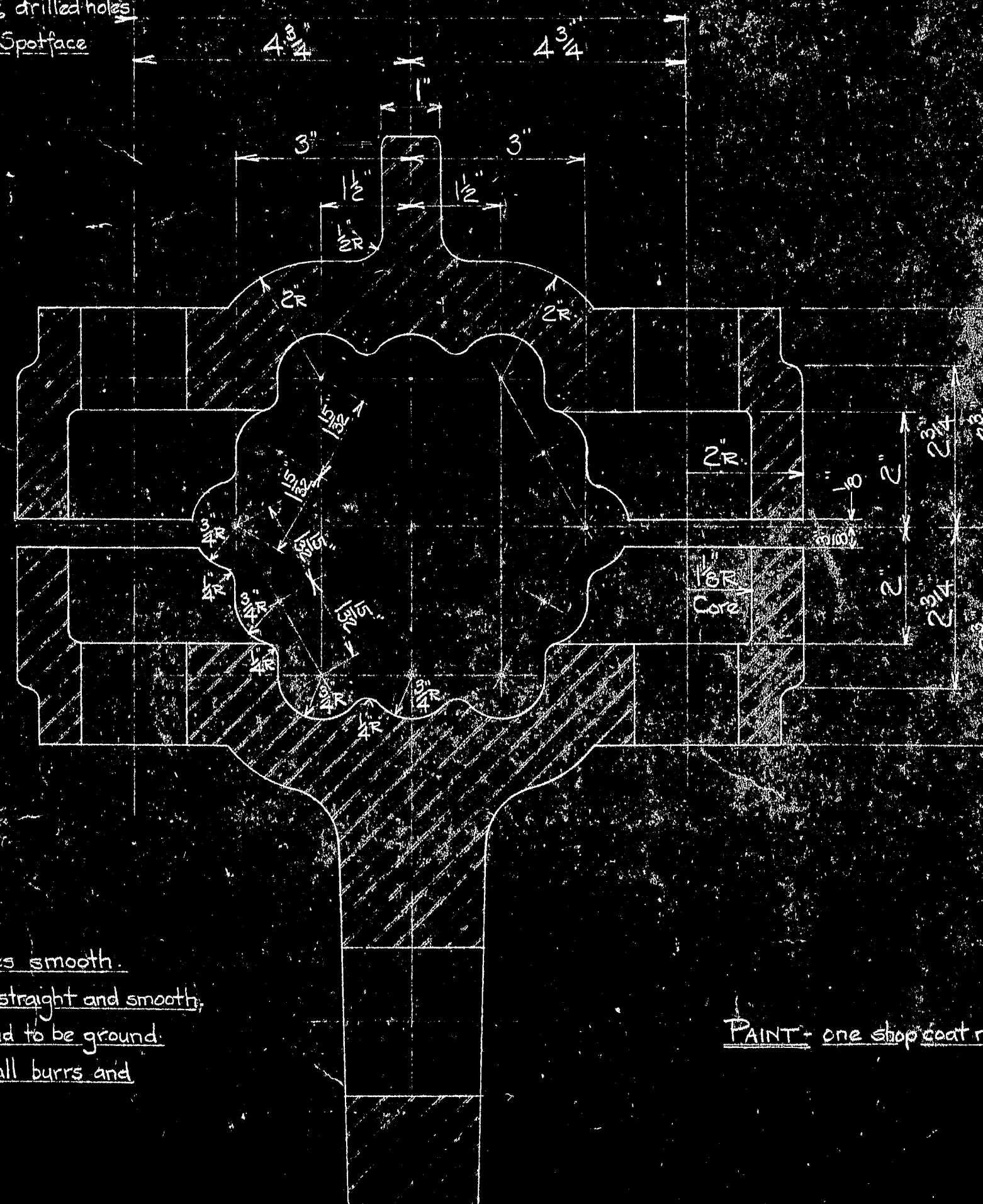
BR150-2C - CABLE BAND BOLT

Physical Properties - Same as BR150-2B

Notes - Same as for BR150-2B

1 1/2" drilled holes
3/4" Spot face

1 1/2" drilled holes
2" Spot face



SECTION AA

PAINT - one shop coat red lead

BR150-2C	160	See Note 5574	1 1/2" Semi-finished Hex Nut		
BR150-2C	160	See Note 5574	Cable Band Bolt		
BR150-2C	320	See Note 5415	Cable Band Bolt		
BR150-2A	160	See Note 5574	Cable Band (2 halves)		
MARK	REQ'D	MAT'L	REQ. NO.	NAME	REMARKS
BILL OF MATERIAL					
JOHN A. ROEBLING'S SONS CO., TRENTON, N. J.					
			DEER ISLE BRIDGE REINFORCEMENT		
Rev'd	APPROVED DATE CHANGED	2-28-44			
Rev'd	BR150-2C changed to BR150-2A add	2-14-44			
Rev'd	BR150-2C Added	4-17-44	CABLE BAND DETAILS		
Rev'd	BR150-2B changed	8-18-48			
BY	REVISIONS	DATE			
APPROVED			SCALE 3/4" = 1'-0"	SERIAL	SHEET
ROBINSON AND STEINMAN			DES. DR. 1000 1000	BR150	2
Feb 28, 1944			TR. CH.		
CH. DR.			CH.		
REFERENCE DRAWINGS					
BR150-12 Assembly of Stays and Cable Bands					
BR150-6 Longitudinal Stay Details					

